

Q: How do I log into JBI Sumari?

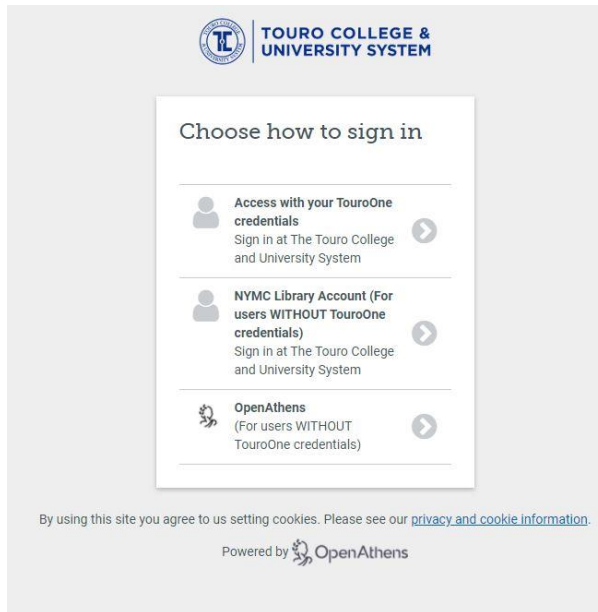
Step 1

Go to JBI Sumari website via Ovid at:

<https://go.openathens.net/redirector/touro.edu?url=http://ovidsp.ovid.com/ovidweb.cgi?T=JS&PAGE=jbi&TOOL=sumari>

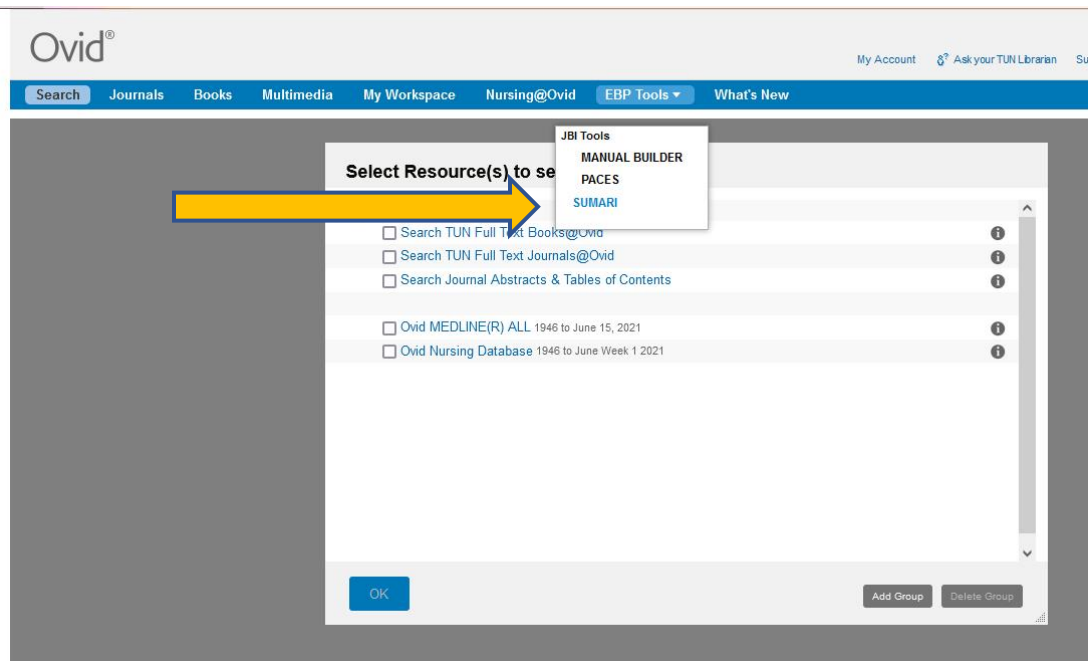
Step 2

Log in with one of your Touro University Nevada credentials



Step 3

Click the down arrow next to EBP Tools on the menu bar, then select SUMARI from the menu options.



Step 4a

Log In to your existing Ovid account

Personal Account Login

Personal Account Name:


Password:

Login

[Forgot Account Name or Password?](#)



Step 4b


Don't have an Account?
 Use a Personal Account to save searches, create alerts and manage research.
[Create Account](#)



Or create one. It's free and offers many ways to create and save your work.

Step 5

Once you've created an account with Ovid, you will access JBI Sumari by selecting Login via OVID.

JBISUMARI

Log In

~~Login via MISC~~

Login via OVID



Step 6

If you see this Unauthorized message, close the window. Go back to Step 3 and select SUMARI again from the dropdown menu. Usually, the second time opens the program.

JBISUMARI

Unauthorized

Sorry, you are not authorized to proceed with this request.

For more information:
<https://wkhealth.force.com/ovidsupport/s/article/Access-the-JBI-SUMARI-Tool-via-Ovid>

Joanna Briggs Institute
www.joannabriggs.org
www.jbisumari.org